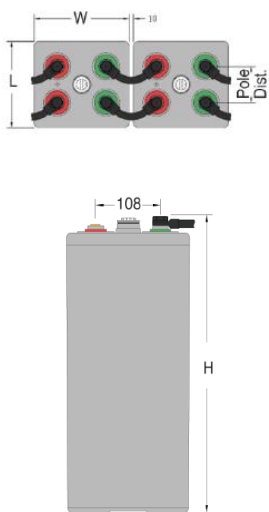


2V 12 RES OPzV 1875

Technical Characteristics	
Capacity (Ah), C120 (1,85 V/cell, 20°C)	1877
Capacity (Ah), C10 (1,80 V/cell, 20°C)	1380
Number of plates (+) per cell	12
Floating voltage set point (V/cell)	2,25
Maximum initial charge current (A)	0,3 C10
Recommended Boost Charge Voltage (V/cell)	2,35
Recommended End of Discharge voltage for 120-hr rate (V/cell)	1,85
Short circuit current (A)	9050
Internal resistance (mOhm)	0,225
Number of cycles at 60% depth of discharge (20°C)	2500
Self-discharge rate per month at 20 °C	Approx. 2%
Dimensions in mm (LxWxH1/H2) H1 = Height to the lid H2 = Height including connectors & bolts	275 x 210 x 645 x 673
Weight (kg)	95,1
Type and number of poles	M10 / 4



*All dimensions and weights shown are subject to manufacturing tolerances.

Constant Current Discharge in A (at 20°C)

Discharge Time											
End Voltage (V/cell)	10 h	12 h	20 h	24 h	48 h	50 h	72 h	100 h	120 h	168 h	240 h
1,80 V	138,00	119,36	78,56	67,43	37,21	35,91	26,03	19,38	16,41	12,02	8,57
1,83 V	131,15	113,73	75,35	64,81	36,03	34,78	25,30	18,89	16,01	11,75	8,40
1,85 V	125,49	109,02	72,54	62,49	34,94	33,74	24,61	18,42	15,64	11,50	8,23
1,90 V	107,56	93,95	63,37	54,84	31,17	30,12	22,16	16,69	14,22	10,52	7,57
1,92 V	98,74	86,50	58,80	51,02	29,27	28,30	20,90	15,79	13,48	9,99	7,20
2,00 V	55,71	49,80	35,82	31,69	19,37	18,77	14,21	10,91	9,37	6,99	5,13

Constant Power Discharge in W/cell (at 20°C)

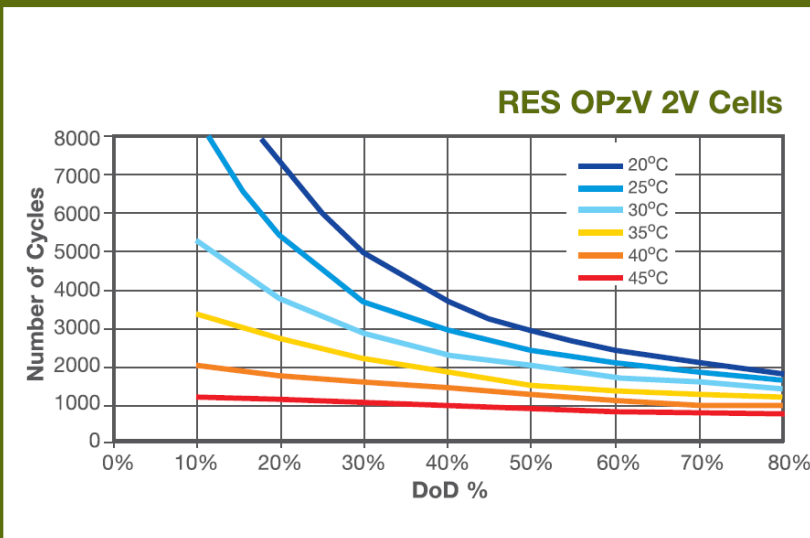
Discharge Time											
End Voltage (V/cell)	10 h	12 h	20 h	24 h	48 h	50 h	72 h	100 h	120 h	168 h	240 h
1,80 V	260,12	225,98	150,42	129,61	72,54	70,06	51,16	38,34	32,58	24,01	17,24
1,83 V	248,33	216,25	144,79	125,00	70,44	68,06	49,86	37,46	31,87	23,54	16,93
1,85 V	238,52	208,02	139,83	120,88	68,48	66,18	48,62	36,61	31,19	23,08	16,63
1,90 V	206,81	181,22	123,32	107,06	61,60	59,58	44,11	33,43	28,57	21,26	15,40
1,92 V	190,87	167,69	114,94	100,03	58,07	56,19	41,77	31,74	27,17	20,27	14,70
2,00 V	110,20	98,72	71,43	63,31	39,17	37,98	28,94	22,30	19,27	14,47	10,76

*SYSTEMS SUNLIGHT reserves the right to change or revise without notice any information or detail given in this publication.

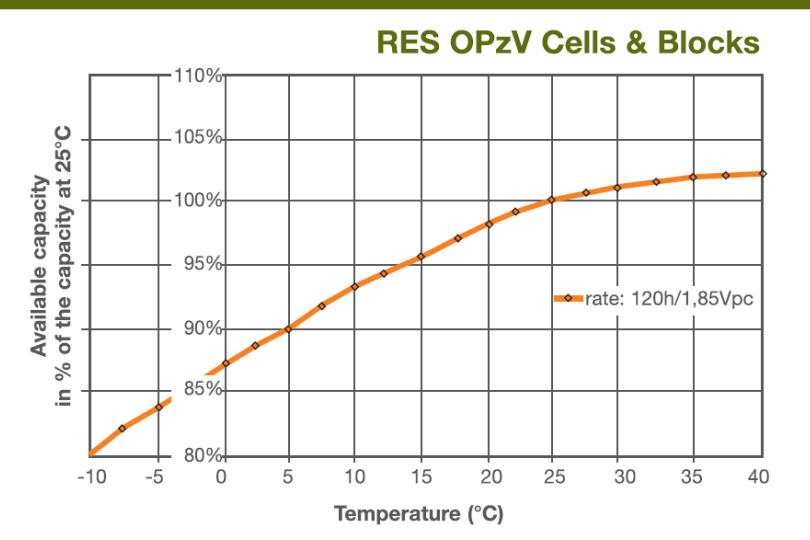
SYSTEMS SUNLIGHT S.A.

Headquarters 2 Ermou & Nikis Str, Syntagma Square, 105 63 Athens, Attica, Greece **T** +30 210 6245400 **F** +30 210 6245409
Manufacturing Plant Neo Olvio, 672 00 Xanthi, Greece **T** +30 25410 48100 **F** +30 25410 95446
Service Department 366 Tatoiou Street, 136 73 Acharnes, Attica, Greece **T** +30 210 6245600 **F** +30 210 6245619

Expected Number of Cycles vs. DoD



Capacity vs. Temperature



Guidance for the Initial Low-voltage Disconnect Settings (25°C Reference Temperature)

